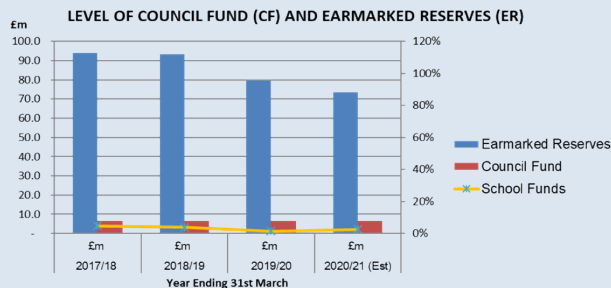


Appendix 10 - Financial Resilience

The following tables, charts and figures give an indication of the financial resilience of the Council as per the Statement of Accounts

Level of Council Fund (CF) and Earmarked Reserves (ER)



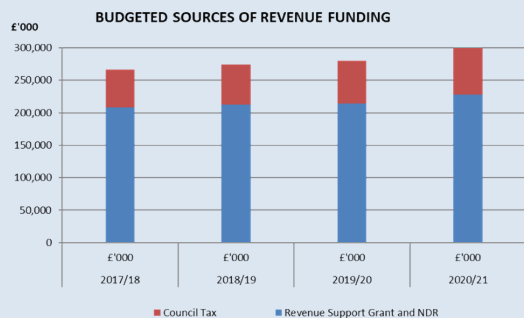
Level of Reserves

	2017/18 £m	2018/19 £m	2019/20 £m	2020/21 (Est) £m
Earmarked Reserves	93.9	93.4	79.5	73.4
Council Fund	6.5	6.5	6.5	6.5
School Funds	3.9	3.1	1.1	2.1

Budgeted Sources of Funding

Total Revenue Funding	2017/18 £'000	2018/19 £'000	2019/20 £'000	2020/21 £'000
Revenue Support Grant and NDR	208,250	212,790	214,343	228,077
Council Tax	58,122	61,806	66,268	72,193

Budgeted Revenue Funding Split



Financial Performance and Ratios

Ratio	Calculation	2016/2017 £'000	2017/2018 £'000	2018/2019 £'000	2019/2020 £'000
Net Worth (Assets - Liabilities)	(Asset- Liabilities)	20,785	20,213	48,973	7,812
Net Worth (exc Pension Liab.)	(Asset- Liabilities)	345,530	344,230	351,614	339,338
Working Capital Ratio	(Curr. Assets /Curr. Liabilities)	1.17	1.10	1.08	1.03
Gearing Ratio	(Borrowing / Total Reserves)	49.9%	66.9%	52.8%	51.9%

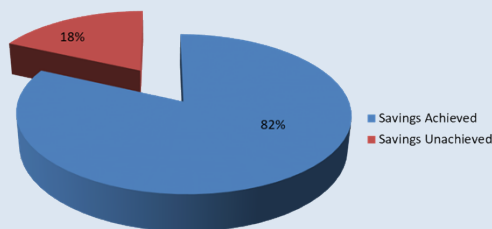
The figures below shows the 20/21 forecast position for both revenue and capital

2020/21 Revenue Forecast Position - December

Directorate	Current Budget £'000	Budget Forecast £'000	Variance £'000	Variance %
Children & Young People	25,855	26,595	740	2.9
Adult & Community Services	49,216	47,477	(1,739)	(3.5)
Education	15,364	14,745	(619)	(4.0)
Schools	106,527	105,575	(952)	(0.9)
Regeneration, Investment & Housing	10,043	10,151	108	1.1
City Services	24,624	24,699	75	0.3
Corporate Services	18,954	18,419	(535)	(2.8)
Total Directorates	250,583	247,661	(2,922)	(1.2)
Capital Financing	23,316	23,316	-	-
Contingency/ Provisions	2,932	2,170	(762)	(26.0)
Levies / other	23,738	22,331	(1,407)	(5.9)
Reserves / Transfer	(299)	654	953	(318.7)
Total Budget	300,270	296,132	(4,138)	(1.4)
Additional funding - CT surplus	-	800	800	-
Projected Over/ (Under) spend	300,270	296,932	(3,338)	(1.1)

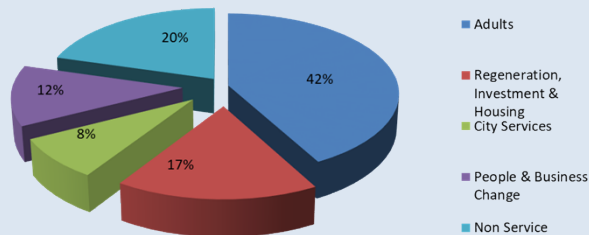
Revenue Savings Achieved and Unachieved (December 2020/21)

2020/21 REVENUE SAVINGS ACHIEVED AND UNACHIEVED



Analysis of Unachieved Savings

ANALYSIS OF UNACHIEVED SAVINGS - 2020/21



2020/21 Capital Forecast Position - December

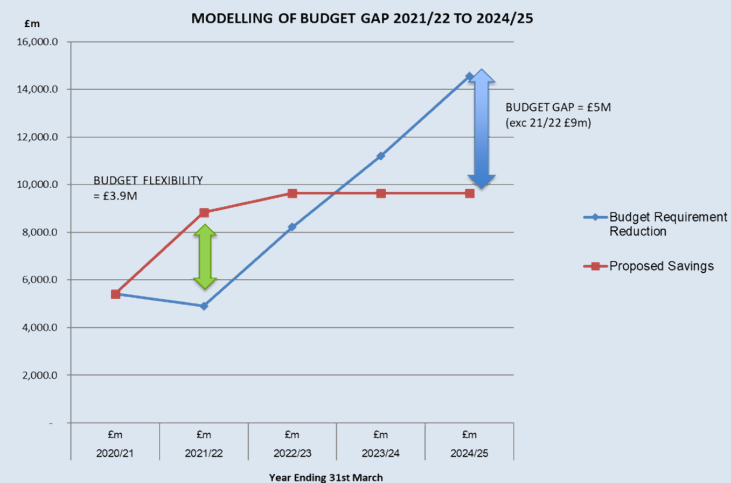
Directorate	Final Budget £'000	Budget Forecast £'000	Variance Slippage £'000	Variance (Under) Overspend £'000
Education	8,271	8,223	(15)	(33)
Regeneration, Investment & Housing	10,318	10,129	(189)	-
People & Business Change	636	636	-	-
Adult & Community Services	250	249	-	(1)
Children & Young People Services	1,056	1,056	-	-
City Services	11,641	11,210	(144)	(287)
Total Budget	32,172	31,503	(348)	(321)

The tables below show the Medium Term Financial Plan (MTFP) and the risks facing the Council.

MTFP Scenario (prior to 'new' savings being approved)

	2021/22 £'000	2022/23 £'000	2023/24 £'000	2024/25 £'000	Total £'000
Financial Pressures	15,356	10,053	8,284	8,323	42,016
Funding Uplift	(12,719)	(4,297)	(2,755)	(2,350)	(22,121)
Budget Requirement Reduction	2,637	5,756	5,529	5,973	19,895
Increase in C tax/ tax base	(3,214)	(2,434)	(2,532)	(2,633)	(10,813)
Savings	(3,411)	(812)	0	0	(4,223)
Budget Gap	(3,988)	2,510	2,997	3,340	4,859

Modelling of Budget Gap 2021/22 to 2024/25



Capital Expenditure & Need to borrow

Capital Expenditure	2020/21 Estimate £m	2021/22 Estimate £m	2022/23 Estimate £m	2023/24 Estimate £m
Total capital expenditure	32.7	60.7	50.9	17.9
Capital Financing Requirement				
Investments or (new borrowing)	-	0.4	27.3	43.7
CFR	281.9	295.4	295.4	319.8

APPENDIX 10a - Projected earmarked reserves

Reserve	Balance at 31-Mar-20	Balance at 31-Mar-21	Balance at 31-Mar-22	Balance at 31-Mar-23	Balance at 31-Mar-24
	£'000	£'000	£'000	£'000	£'000
Council Fund:	(6,500)	(6,500)	(6,500)	(6,500)	(6,500)
Balances held by schools for future use	(1,113)	(2,066)	(2,066)	(2,066)	(2,066)
Earmarked Reserves:					
Music Service	(127)	(127)	(127)	(127)	(127)
Pay Reserve	(1,418)	(1,418)	(1,418)	(1,418)	(1,418)
Insurance Reserve	(664)	(664)	(234)	196	626
MMI Insurance Reserve	(602)	(602)	(602)	(602)	(602)
Health & Safety	(16)	(16)	(16)	(16)	(16)
Education Achievement Service	(92)	(92)	(92)	(92)	(92)
Schools Redundancies	(725)	(516)	(110)	296	701
General Investment Risk Reserve	(658)	(658)	(658)	(658)	(658)
European Funding I2A & CFW	(394)	(394)	(394)	(394)	(394)
Metro Bus	(9)	-	-	-	-
GEMS Redundancies	(78)	(78)	(78)	(78)	(78)
SUB TOTAL - RISK RESERVES	(4,783)	(4,565)	(3,729)	(2,893)	(2,058)
Capital Expenditure	(5,344)	(5,269)	(5,269)	(5,269)	(5,269)
Invest to Save	(9,938)	(8,180)	(4,672)	(4,672)	(4,672)
Super Connected Cities	(426)	(298)	(170)	(42)	86
Landfill (fines reserve)	(332)	(332)	(307)	(307)	(307)
School Reserve Other	(182)	-	-	-	-
School Works	(452)	(452)	(452)	(452)	(452)
Investment Reserve	(342)	(324)	-	-	-
Usable Capital Receipts	(8,259)	(6,139)	(5,691)	(5,103)	(5,103)
Streetscene Manager Support	(117)	-	-	-	-
SUB TOTAL - ENABLING RESERVES	(25,391)	(20,993)	(16,560)	(15,844)	(15,716)
Municipal Elections	(130)	(166)	(168)	(206)	-
Local Development Plan	(625)	(640)	(498)	(356)	(142)
Strategic Development Plan	-	(55)	(55)	(55)	(55)
Business Support Reserve	-	(53)	(53)	(53)	(53)
Glan Usk PFI	(1,607)	(1,603)	(1,639)	(1,649)	(1,633)
Southern Distributor Road PFI	(40,691)	(40,364)	(39,959)	(39,417)	(38,741)
Loan modification technical reserve (IFRS 9)	(1,085)	(910)	(835)	(755)	(665)
Building Control	(104)	(124)	(124)	(124)	(124)
SUB TOTAL - SMOOTHING RESERVES	(44,242)	(43,916)	(43,332)	(42,616)	(41,414)
Works of art	(21)	(21)	(21)	(21)	(21)
Theatre & Arts Centre	(232)	(232)	(232)	(232)	(232)
Cymorth Income	(25)	(25)	(17)	(8)	(0)

Reserve	Balance at 31-Mar-20	Balance at 31-Mar-21	Balance at 31-Mar-22	Balance at 31-Mar-23	Balance at 31-Mar-24
	£'000	£'000	£'000	£'000	£'000
Blaen Y Pant	(18)	(10)	(10)	(10)	(10)
Homelessness Prevention	(38)	(147)	(121)	(121)	(121)
Environmental Health - Improve Air Quality	(49)	(49)	-	-	-
Refurbishment of a Children / Older People Homes	(41)	(21)	(21)	(21)	(21)
Apprenticeship Scheme	(29)	(29)	(21)	(21)	(21)
City Economic Development Reserve	(90)	(90)	(90)	(90)	(90)
Welsh Language Standards	(169)	(169)	(89)	(89)	(89)
Port Health	(16)	(16)	(16)	(16)	(16)
CRM	(244)	-	-	-	-
Financial System Upgrade	(400)	-	-	-	-
Events	(216)	(216)	(216)	(216)	(216)
MTFP Reserve	(2,037)	(2,037)	(2,037)	(2,037)	(2,037)
Voluntary Sector Grants	(49)	(37)	0	0	0
Bus Wifi	(17)	-	-	-	-
Bus Subsidy	(15)	(11)	-	-	-
Feasibility Reserve	(117)	(117)	(117)	(117)	(117)
IT Development	(53)	-	-	-	-
Leisure Delivery Plan	(103)	(103)	(103)	(103)	(103)
Chartist Tower	(256)	-	-	-	-
Joint Committee City Deal Reserve	(626)	(626)	(626)	(626)	(626)
NEW - Civil Parking Enforcement	(175)	-	-	-	-
SUB TOTAL - OTHER RESERVES	(5,036)	(3,955)	(3,736)	(3,728)	(3,720)
RESERVES TOTAL	(87,065)	(81,995)	(75,923)	(73,646)	(71,473)

APPENDIX 10b - Summary of invest to save spend and forecast

Invest to Save - Summary Forecast			
			£'000
Balance B/F 31st Mar 2020			(9,938)
Total Forecast Spend 2020/21			1,757
Invest to Save Forecast balance 31st Mar 2021			(8,180)
Further Funding Required:-			
Bids & Change / Efficiency proposals			
	2021/22		3,509
	2022/23		-
	2023/24		-
Remaining Invest to Save reserve available for future			
Change / Efficiency Programme			
			<u>(4,672)</u>